

Attachment 3

Statistical Results

Trend Graphs

Historical Data

(Surface Water)

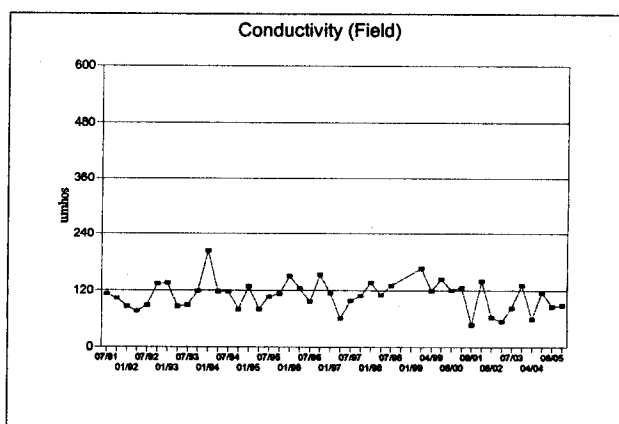
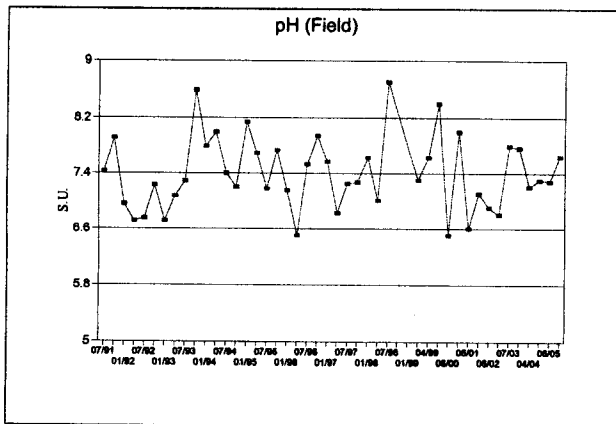
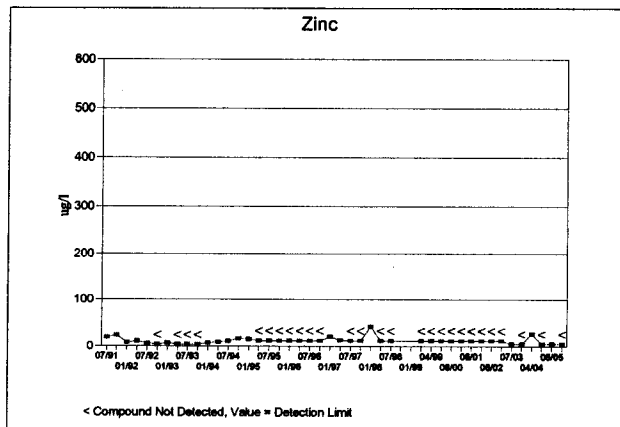
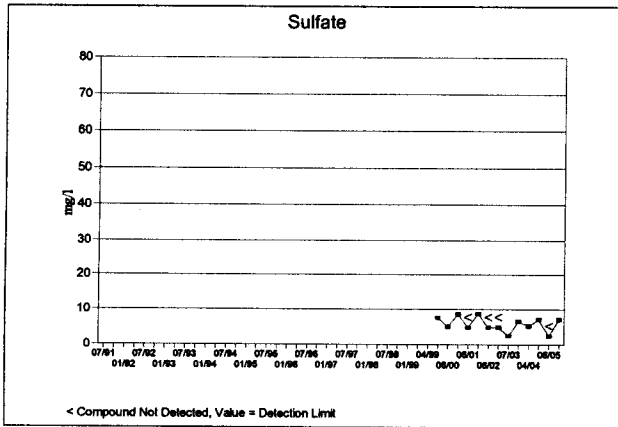
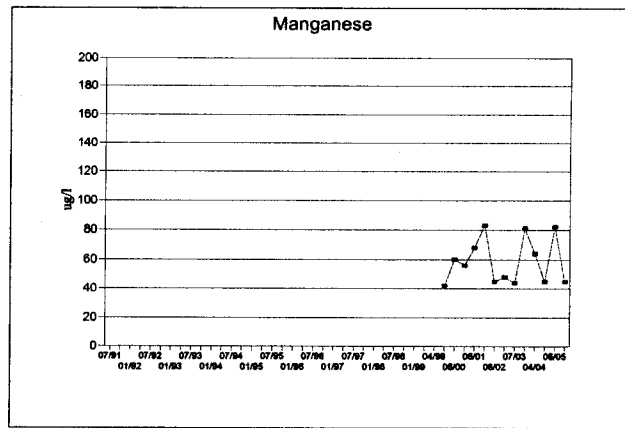
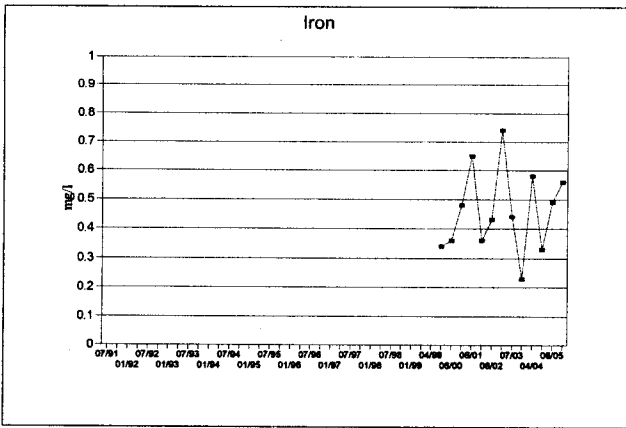
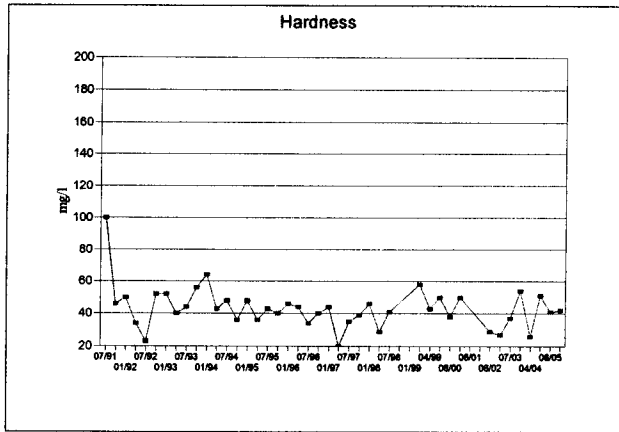
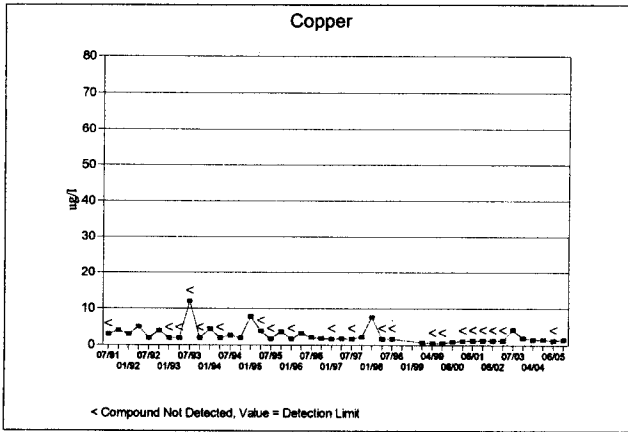
Trend Analysis Results - Surface Water
Oct. 1997 - Oct. 2005

	Conductivity (Field) (umhos)	pH(Field) (su)	Copper	Hardness	Iron	Manganese	Sulfate	Zinc
SW-1								
Sample Size	19	19	19	17	13	13	13	19
Mann-Kendall S	-41	-3	7	-5	13	5	-3	18
p-Level	0.164	0.946	0.836	0.872	0.473	0.812	0.905	0.557
Trend								
SW-2								
Sample Size	19	19	19	17	13	13	13	19
Mann-Kendall S	-63	-11	6	-15	18	13	5	13
p-Level	0.028	0.73	0.863	0.57	0.306	0.473	0.812	0.678
Trend								

Notes: Overall increasing trend denoted by "+".
Overall decreasing trend denoted by "-".
Trend tests performed at a Type I (two-tailed) error rate of 0.01.

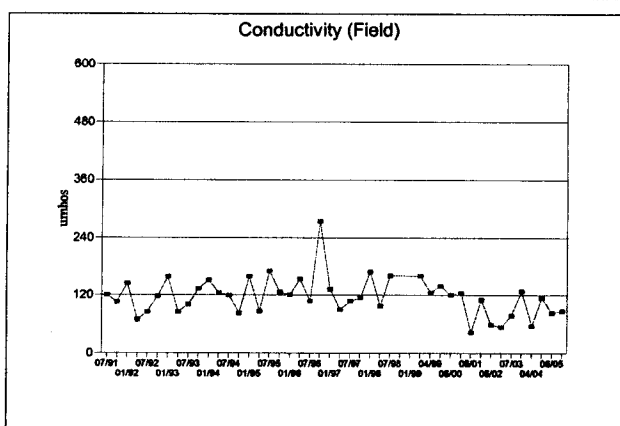
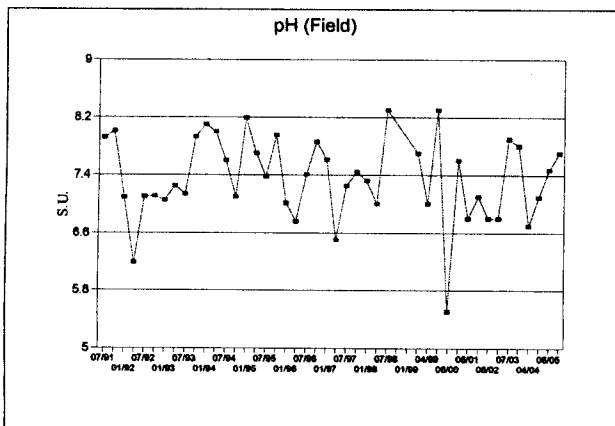
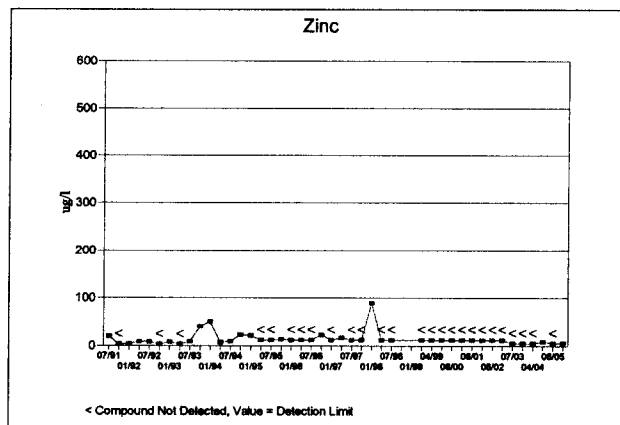
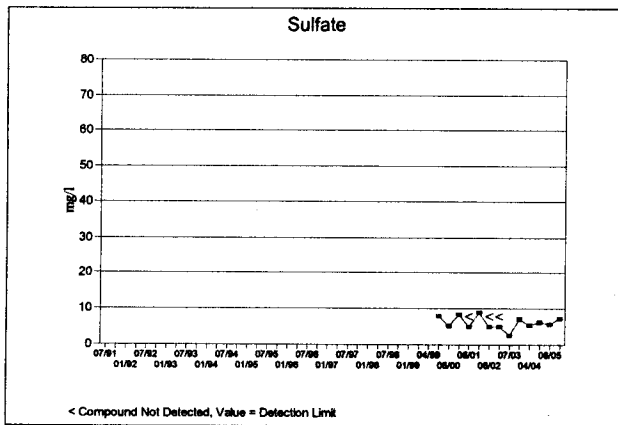
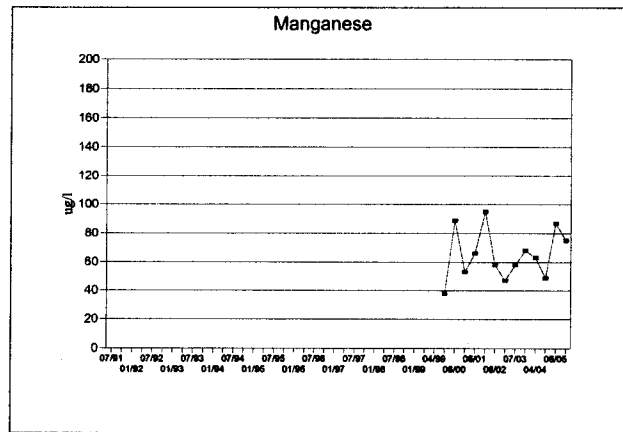
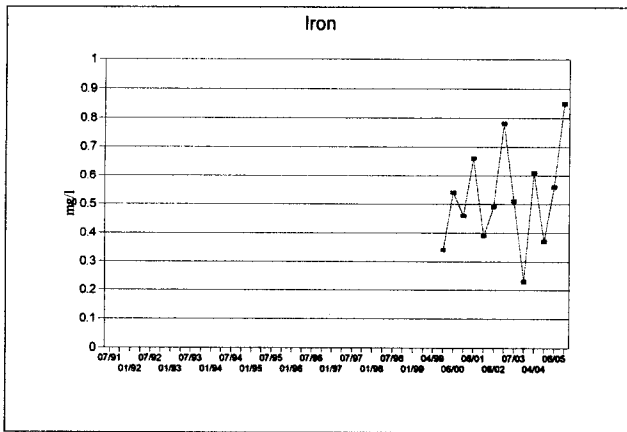
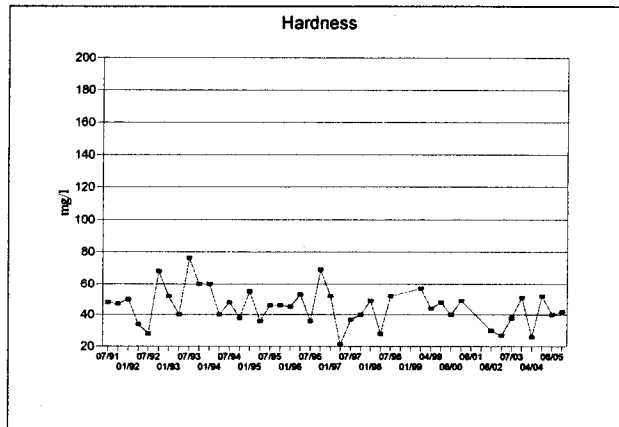
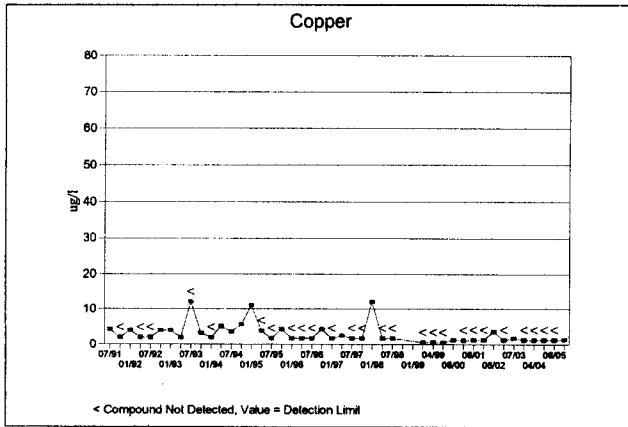
Flambeau Mining Company
Surface Water Quality Results

SW-1 (Upstream)



Flambeau Mining Company
Surface Water Quality Results

SW-2 (Downstream)



Historical Surface Water Results

Date	Sample Point Name	Field pH	Field Cond	Copper (ug/l)	Hardness (mg/l)	Iron (mg/l)	Manganese (ug/l)	Sulfate (mg/l)	Zinc (ug/l)
07/91	SW-1	7.43	112	< 3	100				20
	SW-2	7.92	120	4.2	48				20
10/91	SW-1	7.92	102	4	46				24
	SW-2	8.01	104	< 2	47			<	3
01/92	SW-1	6.95	84	3	50				8
	SW-2	7.09	144	4	50				4
04/92	SW-1	6.71	74	5	34				11
	SW-2	6.19	69	< 2	34				9
07/92	SW-1	6.75	86	2	23				6
	SW-2	7.1	85	< 2	28				8
10/92	SW-1	7.23	134	4	52			<	3
	SW-2	7.11	117	4	68			<	3
01/93	SW-1	6.71	136	< 2	52				7
	SW-2	7.05	158	4	52				8
04/93	SW-1	7.07	84	< 2	40			<	3
	SW-2	7.25	85	2	40			<	3
07/93	SW-1	7.29	87	< 12	44			<	3
	SW-2	7.14	100	< 12	76				9
11/93	SW-1	8.59	118.9	< 2	56			<	3
	SW-2	7.93	132.6	3.2	60				40
01/94	SW-1	7.8	203	4.4	64				7
	SW-2	8.1	151	< 2	60				50
04/94	SW-1	8	118	< 2	43				9
	SW-2	8	124	5.1	40				7

Historical Surface Water Results

Date	Sample Point Name	Field pH	Field Cond	Copper (ug/l)	Hardness (mg/l)	Iron (mg/l)	Manganese (ug/l)	Sulfate (mg/l)	Zinc (ug/l)
07/94	SW-1	7.4	117	2.7	48				11
	SW-2	7.6	119	3.6	48				9
10/94	SW-1	7.2	78	2	36				17
	SW-2	7.1	82	5.7	38				23
01/95	SW-1	8.14	128.5	7.8	48				16
	SW-2	8.19	158.3	11	55				21
04/95	SW-1	7.7	78.1	< 3.8	36			<	12
	SW-2	7.7	86.2	< 3.8	36			<	12
07/95	SW-1	7.18	105.5	< 1.7	43			<	12
	SW-2	7.38	170	< 1.7	46			<	12
10/95	SW-1	7.74	112.5	3.7	40			<	12
	SW-2	7.95	126.3	4.3	46				13
01/96	SW-1	7.15	150.5	< 1.7	46			<	12
	SW-2	7.01	120.2	< 1.7	45			<	12
04/96	SW-1	6.5	124	3.3	44			<	12
	SW-2	6.76	153.1	< 1.7	53			<	12
07/96	SW-1	7.53	94.5	2.1	34			<	12
	SW-2	7.41	106.8	< 1.7	36			<	12
10/96	SW-1	7.95	153.5	1.9	40			<	12
	SW-2	7.86	274	4.3	69				23
01/97	SW-1	7.57	113.3	< 1.7	44				21
	SW-2	7.61	132	< 1.7	52			<	12
04/97	SW-1	6.82	58.9	1.8	20				13
	SW-2	6.51	89.6	2.6	21				17

Historical Surface Water Results

Date	Sample Point Name	Field pH	Field Cond	Copper (ug/l)	Hardness (mg/l)	Iron (mg/l)	Manganese (ug/l)	Sulfate (mg/l)	Zinc (ug/l)
07/97	SW-1	7.25	96.1	< 1.7	35				< 12
	SW-2	7.25	106.8	< 1.7	37				< 12
10/97	SW-1	7.27	107.6	2.2	39				< 12
	SW-2	7.44	113.8	< 1.7	40				< 12
01/98	SW-1	7.63	136.3	7.6	46				43
	SW-2	7.32	167.9	12	49				89
04/98	SW-1	7	110	< 1.7	29				< 12
	SW-2	7	97	< 1.7	28				< 12
07/98	SW-1	8.7	130	< 1.7	41				< 12
	SW-2	8.3	160	< 1.7	52				< 12
03/99	SW-1	7.3	166.7	0.74	58				< 12
	SW-2	7.7	159.6	< 0.6	57				< 12
04/99	SW-1	7.63	119.3	< 0.6	43				< 12
	SW-2	7	124.7	< 0.6	44				< 12
11/99	SW-1	8.4	144	< 0.6	50	0.34	42	7.7	< 12
	SW-2	8.3	139	< 0.6	48	0.34	38	7.9	< 12
06/00	SW-1	6.5	120	0.94	38	0.36	60	5.2	< 12
	SW-2	5.5	120	1.3	40	0.54	89	5.2	< 12
11/00	SW-1	8	126	< 1.2	50	0.48	56	8.6	< 12
	SW-2	7.6	125	< 1.2	49	0.46	53	8.4	< 12
06/01	SW-1	6.6	45	< 1.3		0.65	68	< 5	< 12
	SW-2	6.8	44	< 1.3		0.66	66	< 5	< 12
10/01	SW-1	7.1	140	< 1.3		0.36	83	8.8	< 12
	SW-2	7.1	110	< 1.3		0.39	95	8.9	< 12

Historical Surface Water Results

Date	Sample Point Name	Field pH	Field Cond	Copper (ug/l)	Hardness (mg/l)	Iron (mg/l)	Manganese (ug/l)	Sulfate (mg/l)	Zinc (ug/l)
06/02	SW-1	6.9	61	< 1.3	29	0.43	45	< 5	< 12
	SW-2	6.8	60	3.7	30	0.49	58	< 5	< 12
10/02	SW-1	6.8	52	< 1.3	27	0.74	48	< 5	< 12
	SW-2	6.8	55	< 1.3	27	0.78	47	< 5	< 12
07/03	SW-1	7.8	81	4.2	37	0.44	44	2.6	5.1
	SW-2	7.9	78	1.8	38	0.51	58	2.6	< 5
10/03	SW-1	7.77	131	2	54	0.23	81	6.7	< 5
	SW-2	7.8	128	< 1.3	51	0.23	68	7.1	< 5
04/04	SW-1	7.2	57	1.5	26	0.58	64	5.4	28
	SW-2	6.7	57	< 1.3	26	0.61	63	5.4	< 5
11/04	SW-1	7.3	115	1.6	51	0.33	45	7.2	< 5
	SW-2	7.09	114	< 1.3	52	0.37	49	6.3	8.8
06/05	SW-1	7.28	84	< 1.3	41	0.49	82	< 2.5	6
	SW-2	7.47	83	< 1.3	40	0.56	87	5.7	< 5
11/05	SW-1	7.64	87	1.5	42	0.56	45	7.2	< 5
	SW-2	7.7	87	1.4	42	0.85	75	7.3	5.9